



LRS

USER GUIDE (VER. 1.0)
LAND REGULARISATION SCHEME

1. Introduction

Government of Telangana has announced the new rules for Regularization of Unapproved and Illegal Layouts for both urban and rural areas in the state of Telangana. The new G.O Ms.No. 131 is released with details of the rules for “Regularization of Unapproved and Illegal Layouts”.

As per this G.O, applicant should file an online application or at mee-seva center by paying registration amount. Individual Plot owners have to pay registration amount of Rs. 1000/- along with application and the layout developers have to pay an amount of Rs.10,000/- for the entire layout.

2. Applying Online

The online application can be filed using the website @ <http://lrs.telangana.gov.in>.

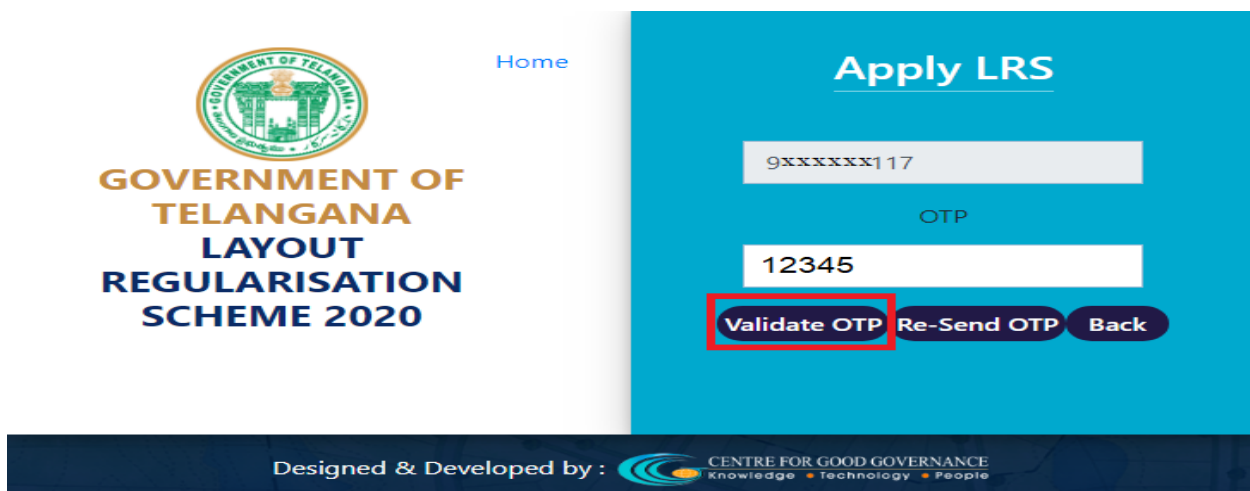


Select option “Apply for LRS”, the following screen appears.

Step 1: Enter applicant’s Mobile Number



Step-2: Enter OTP Number



Click on Validate OTP to get application

If OTP is not received, click on Re-Send OTP button to get OTP on the registered mobile number

Click on Back, to navigate entry form

Step-3: Select Regularization Applied for – Individual or Layout Owner



**GOVERNMENT OF TELANGANA
LAYOUT REGULARISATION SCHEME 2020**

[Home](#)

Regularisation Applied for

Individual Plot Layout

Plot/Layout falls under

Plot/Layout Falls Under :*

-- Select --

Step-4: If Individual, enter the below application details

Plot/Layout falls under	
Plot/Layout Falls Under :*	Select Corporation/Municipality/Gram Panchayat
Corporation:*	Select Corporation
Zone :*	Select Zone
Circle :*	Select Circle
Ward :*	Select Ward
	If Municipality - Select Ward
	If Panchayat – Select District, Mandal, Panchayat
Plot Details	
Locality*	Enter Locality name
Enter Plot Number*	Enter correct plot number Ex: 1-122
Enter Survey Number*	Enter Survey Number Ex: 1-99/A or 255 or 3-356
Area/Extent in Sq. Yards*	Enter Area in Sq. Yards Ex: 100 or 120
Existing Road Width*	Enter Existing Road width Ex: 20 or 10 or 8 or 9
Sale Deed Number *	Enter Sale Deed Number Ex: 5/11/EC/2020
Sale Deed Year*	Enter Sale deed year (From 1900 to 2020)
Registered at (Sub-Registrar Office Name)*	Select Sub Registration Office Name
Plot Document Upload	

Sale Deed Front Page*	Upload sale deed front page in pdf format (PDF with size limit of 1 MB)
Copy of Layout *	Upload copy of layout in pdf format (PDF with size limit of 1 MB)
Other Document Type *	Select Other document type (PDF with size limit of 1 MB)
Upload Attachment	Upload pdf format document (PDF with size limit of 1 MB)
Applicant Details	
Applicant Name*	Enter name of applicant
Father/Spouse Name*	Enter father name or spouse name
Aadhar Number*	Enter Aadhar Number (8 digits mandatory)
Gender*	Select Gender
H. No/Door No*	Enter House number/door number
Street/Colony *	Enter street/ colony name
Locality *	Enter locality name
Town/City/Village *	Enter applicant Town or city or village belongs
District *	Select district name from dropdown list
Pin code*	Enter 6 digits pin code
E-Mail ID	Enter valid email id
Alternate Mobile Number	Enter valid alternative mobile number (9 digits only)
Payment Details	Payment towards LRS registration is Rs. 1000 /-

Step-5: Click on Proceed to payment, payment page will be displayed for making payment



**GOVERNMENT OF TELANGANA
LAYOUT REGULARISATION SCHEME 2020**

[Home](#)

Regularisation Applied for

Individual Plot Layout

Plot/Layout falls under

Plot/Layout Falls Under :*

-- Select --

Applicant Details

Applicant Name*	Father/Spouse Name*	Aadhaar Number*	Gender*
<input type="text" value="Name of the Applicant"/>	<input type="text" value="Father/Spouse's Name"/>	<input type="text" value="Aadhaar Number"/>	<input type="text" value="Select Gender"/>
H.No / Door No*	Street / Colony*	Locality*	Town / City / Village *
<input type="text" value="H.No / Door No"/>	<input type="text" value="Street / Colony"/>	<input type="text" value="Locality"/>	<input type="text" value="Town / City / Village"/>
District :*	Pincode*	Mobile Number*	E-Mail ID
<input type="text" value="--Select District--"/>	<input type="text" value="Pincode"/>	<input type="text" value="9xxxxxx 117"/>	<input type="text" value="E-Mail"/>
Alternate Mobile Number			
<input type="text" value="Mobile"/>			

₹ Payment Details

[ICICI Bank Gateway 1](#)

[ICICI Bank Gateway 2](#)

If layout Owner, enter the below application details

Plot/Layout falls under	
Plot/Layout Falls Under :*	Select Corporation/Municipality/Gram Panchayat
Corporation:*	Select Corporation
Zone :*	Select Zone
Circle :*	Select Circle
Ward :*	Select Ward
	If Municipality - Select Mandal, Ward
	If Panchayat – Select District, Mandal, Panchayat
Layout Details	
Locality*	Enter Locality name

Total Number of Plots*	Enter correct plot number Ex: 1-122
Total Layout Area/Extent in Sq. Yards*	Enter Survey Number Ex:
No. of plots sold *	Enter Area in Sq. Yards Ex:
Open space provided *	Enter Existing Road width
Sale Deed Number *	Enter Sale Deed Number
Sale Deed Year*	Enter Sale deed year (From 1900 to 2020)
Registered at (Sub-Registrar Office Name)*	Select Sub Registration Office Name
Layout Documents Upload	
Layout Plan*	Upload layout plan document in pdf format (PDF with size limit of 1 MB)
Sale deed/EC of plots sold *	Upload sale deed/EC of plots sold in pdf format (PDF with size limit of 1 MB)
Ownership document *	Upload ownership document in pdf format (PDF with size limit of 1 MB)
Other document	Upload any other documents in pdf format (PDF with size limit of 1 MB)
Applicant Details	
Applicant Name*	Enter name of applicant
Father/Spouse Name*	Enter father name or spouse name
Aadhar Number*	Enter Aadhar Number (8 digits mandatory)
Gender*	Select Gender
H. No/Door No*	Enter House number/door number
Street/Colony *	Enter street/ colony name
Locality *	Enter locality name
Town/City/Village *	Enter applicant Town or city or village belongs
District *	Select district name from dropdown list
Pin code*	Enter 6 digits pin code
E-Mail ID	Enter valid email id
Alternate Mobile Number	Enter valid alternative mobile number (9 digits only)
Payment Details	Payment towards LRS registration is Rs. 10000 /-

Plot/Layout falls under

Plot/Layout Falls Under :*

-- Select --

Layout Details

Locality*

Locality

Total No. of Plots*

Total No. of Plots

Total Layout Area/Extent in Sq.Yards*

Total Layout in Sq.Yards

No. of Plots Sold*

No. of Plots Sold

Open Space Provided*

Open Space Provided

Layout Documents Upload

Layout Plan*

Choose File

No file chosen

Sale Deed/EC of Plots Sold*

Choose File

No file chosen

Ownership Document*

Choose File

No file chosen

Other Document

Choose File

No file chosen

Note: Enclose atleast 10% of the sold plots (File Size : 1 MB and Support only .pdf)

Applicant Details

Applicant Name*

Test

Father/Spouse Name*

Test

Aadhaar Number*

xxxxxxxx3058

Gender*

Male

H.No / Door No*

19-1122

Street / Colony*

Church Road

Locality*

Near St Marys school

Town / City / Village *

Miryalaguda

District :*

Nalgonda

Pincode*

508207

Mobile Number*

9xxxxxxxx117

E-Mail ID

E-Mail

Alternate Mobile Number

Mobile

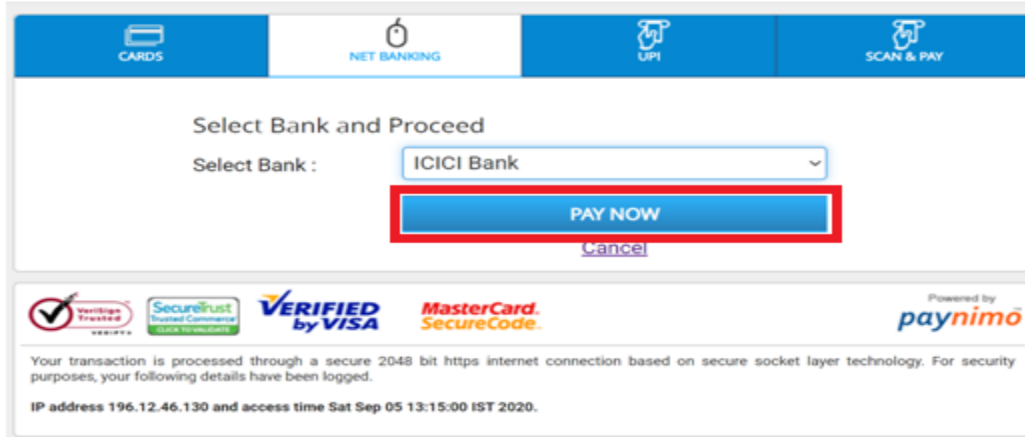
₹ Payment Details

Payment towards LRS Registration Rs. 1000/- (One Thousand Rupees only)

ICICI Bank Gateway 1

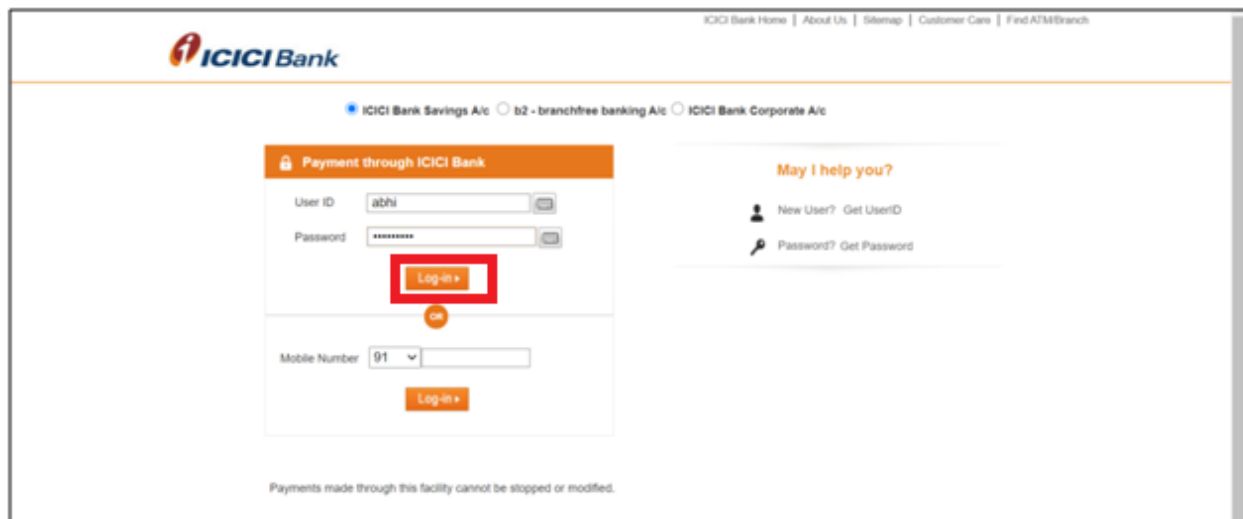
ICICI Bank Gateway 2

Click on proceed to payment below page will be appeared



Select bank and click on pay Now, the below screen will be appeared

Enter customer id and password for payment



On successful payment, the receipt of acknowledgement is generated, as shown below.

The Application Number has to be used for future reference.

GOVERNMENT OF TELANGANA
LAYOUT REGULARISATION SCHEME - 2020 - Miryalguda MUNICIPALITY

Application Number	: M/MIRY/000013/2020
Application Date	: 06-SEP-20
Name	:Test
Mobile Number	: 8xxxxxx 117
Bank Reference Number	:pay_FZYFHIQOkwAToo
Receipt Date	:06-09-2020
Paid at	:Online
Amount Paid	: Rs. 1000/-
Plot Number	: 13/2/A
Survey Number	: 113/A/B
Area Extent	: 123.12
District Name	: Nalgonda
Mandal Name	: Miryalaguda
Ward Name	: Ward - 16
Email Id	:
Transaction Status	:SUCCESS

*It is a computerized Receipt, signature not required.

Note:

(i) Please print this receipt for further reference

(ii) The receipt of Layout Regularisation (LR) charges is subjc to approval of LR application and final computation of LR charges. This receipt does not give any right for Regularisation.

[Print this page](#)

For Support

Email:

<mailto:support-lrs@telangana.gov.in>

Phone

1800 4258838

Web Chat/WhatsApp

Goto lrs.telangana.gov.in Reach us section

Click on Chat Icons

Raise Support Ticket:

<https://lrstelangana.freshdesk.com/support/tickets/new>